

1.CAS No				Classification according to regulation (EC) No 1272/2008 [CLP]
2.EC No	%[weight]	Name	Classification according to directive 67/548/EEC [DSD]	
3.Index No				
4.REACH No				
>99	R600a (Isobutane)	R12, R44 [1]	Flammable Gas Category 1, Gas under Pressure (Liquefied gas); H220, H280, EUH044 [1]	

Legend: Classification drawn from EC Directive 67/548/EEC - Annex I ; Classification drawn from EC Directive 1272/2008 - Annex VI .

3.2.Mixtures

See 'Information on ingredients' in section 3.1

SECTION 4 FIRST AID MEASURES

4.1. Description of first aid measures

General

If skin or hair contact occurs:

- ▶ Flush skin and hair with running water (and soap if available).
- ▶ Seek medical attention in event of irritation.

In case of cold burns (frost-bite):

- ▶ Move casualty into warmth before thawing the affected part; if feet are affected carry if possible
- ▶ Bathe the affected area immediately in luke-warm water (not more than 35 deg C) for 10 to 15 minutes, immersing if possible and without rubbing
- ▶ **DO NOT** apply hot water or radiant heat.
- ▶ Apply a clean, dry, light dressing of "fluffed-up" dry gauze bandage
- ▶ If a limb is involved, raise and support this to reduce swelling
- ▶ If an adult is involved and where intense pain occurs provide pain killers such as paracetamol
- ▶ Transport to hospital, or doctor
- ▶ Subsequent blackening of the exposed tissue indicates potential of necrosis, which may require amputation.
- ▶ If product comes in contact with eyes remove the patient from gas source or contaminated area.
- ▶ Take the patient to the nearest eye wash, shower or other source of clean water.
- ▶ Open the eyelid(s) wide to allow the material to evaporate.
- ▶ Gently rinse the affected eye(s) with clean, cool water for at least 15 minutes. Have the patient lie or sit down and tilt the head back. Hold the eyelid(s) open and pour water slowly over the eyeball(s) at the inner corners, letting the water run out of the outer corners.
- ▶ The patient may be in great pain and wish to keep the eyes closed. It is important that the material is rinsed from the eyes to prevent further damage.
- ▶ Ensure that the patient looks up, and side to side as the eye is rinsed in order to better reach all parts of the eye(s)
- ▶ Transport to hospital or doctor.
- ▶ Even when no pain persists and vision is good, a doctor should examine the eye as delayed damage may occur.
- ▶ If the patient cannot tolerate light, protect the eyes with a clean, loosely tied bandage.
- ▶ Ensure verbal communication and physical contact with the patient.

DO NOT allow the patient to rub the eyes

DO NOT allow the patient to tightly shut the eyes

DO NOT introduce oil or ointment into the eye(s) without medical advice

DO NOT use hot or tepid water.

- ▶ Following exposure to gas, remove the patient from the gas source or contaminated area.
- ▶ NOTE: Personal Protective Equipment (PPE), including positive pressure self-contained breathing apparatus may be required to assure the safety of the rescuer.
- ▶ Prostheses such as false teeth, which may block the airway, should be removed, where possible, prior to initiating first aid procedures.
- ▶ If the patient is not breathing spontaneously, administer rescue breathing.
- ▶ If the patient does not have a pulse, administer CPR.
- ▶ If medical oxygen and appropriately trained personnel are available, administer 100% oxygen.
- ▶ Summon an emergency ambulance. If an ambulance is not available, contact a physician, hospital, or Poison Control Centre for further instruction.
- ▶ Keep the patient warm, comfortable and at rest while awaiting medical care.
- ▶ **MONITOR THE BREATHING AND PULSE, CONTINUOUSLY.**
- ▶ Administer rescue breathing (preferably with a demand-valve resuscitator, bag-valve mask-device, or pocket mask as trained) or CPR if necessary.

Not considered a normal route of entry.

- ▶ If spontaneous vomiting appears imminent or occurs, hold patient's head down, lower than their hips to help avoid possible aspiration of vomitus.
- ▶ Avoid giving milk or oils.
- ▶ Avoid giving alcohol.

Eye Contact

- ▶ If product comes in contact with eyes remove the patient from gas source or contaminated area.
- ▶ Take the patient to the nearest eye wash, shower or other source of clean water.
- ▶ Open the eyelid(s) wide to allow the material to evaporate.
- ▶ Gently rinse the affected eye(s) with clean, cool water for at least 15 minutes. Have the patient lie or sit down and tilt the head back. Hold the eyelid(s) open and pour water slowly over the eyeball(s) at the inner corners, letting the water run out of the outer corners.
- ▶ The patient may be in great pain and wish to keep the eyes closed. It is important that the material is rinsed from the eyes to prevent further damage.
- ▶ Ensure that the patient looks up, and side to side as the eye is rinsed in order to better reach all parts of the eye(s)
- ▶ Transport to hospital or doctor.
- ▶ Even when no pain persists and vision is good, a doctor should examine the eye as delayed damage may occur.
- ▶ If the patient cannot tolerate light, protect the eyes with a clean, loosely tied bandage.
- ▶ Ensure verbal communication and physical contact with the patient.

	<p>DO NOT allow the patient to rub the eyes</p> <p>DO NOT allow the patient to tightly shut the eyes</p> <p>DO NOT introduce oil or ointment into the eye(s) without medical advice</p> <p>DO NOT use hot or tepid water.</p> <p>If skin or hair contact occurs:</p> <ul style="list-style-type: none"> ▶ Flush skin and hair with running water (and soap if available). ▶ Seek medical attention in event of irritation. <p>In case of cold burns (frost-bite):</p> <ul style="list-style-type: none"> ▶ Move casualty into warmth before thawing the affected part; if feet are affected carry if possible ▶ Bathe the affected area immediately in luke-warm water (not more than 35 deg C) for 10 to 15 minutes, immersing if possible and without rubbing ▶ DO NOT apply hot water or radiant heat. ▶ Apply a clean, dry, light dressing of "fluffed-up" dry gauze bandage ▶ If a limb is involved, raise and support this to reduce swelling ▶ If an adult is involved and where intense pain occurs provide pain killers such as paracetamol ▶ Transport to hospital, or doctor ▶ Subsequent blackening of the exposed tissue indicates potential of necrosis, which may require amputation.
Skin Contact	
Inhalation	<ul style="list-style-type: none"> ▶ Following exposure to gas, remove the patient from the gas source or contaminated area. ▶ NOTE: Personal Protective Equipment (PPE), including positive pressure self-contained breathing apparatus may be required to assure the safety of the rescuer. ▶ Prostheses such as false teeth, which may block the airway, should be removed, where possible, prior to initiating first aid procedures. ▶ If the patient is not breathing spontaneously, administer rescue breathing. ▶ If the patient does not have a pulse, administer CPR. ▶ If medical oxygen and appropriately trained personnel are available, administer 100% oxygen. ▶ Summon an emergency ambulance. If an ambulance is not available, contact a physician, hospital, or Poison Control Centre for further instruction. ▶ Keep the patient warm, comfortable and at rest while awaiting medical care. ▶ MONITOR THE BREATHING AND PULSE, CONTINUOUSLY. ▶ Administer rescue breathing (preferably with a demand-valve resuscitator, bag-valve mask-device, or pocket mask as trained) or CPR if necessary.
Ingestion	<p>Not considered a normal route of entry.</p> <ul style="list-style-type: none"> ▶ If spontaneous vomiting appears imminent or occurs, hold patient's head down, lower than their hips to help avoid possible aspiration of vomitus. ▶ Avoid giving milk or oils. ▶ Avoid giving alcohol.

4.2 Most important symptoms and effects, both acute and delayed

See Section 11

4.3. Indication of any immediate medical attention and special treatment needed

For acute or short term repeated exposures to petroleum distillates or related hydrocarbons:

- ▶ Primary threat to life, from pure petroleum distillate ingestion and/or inhalation, is respiratory failure.
- ▶ Patients should be quickly evaluated for signs of respiratory distress (e.g. cyanosis, tachypnoea, intercostal retraction, obtundation) and given oxygen. Patients with inadequate tidal volumes or poor arterial blood gases (pO₂ 50 mm Hg) should be intubated.
- ▶ Arrhythmias complicate some hydrocarbon ingestion and/or inhalation and electrocardiographic evidence of myocardial injury has been reported; intravenous lines and cardiac monitors should be established in obviously symptomatic patients. The lungs excrete inhaled solvents, so that hyperventilation improves clearance.
- ▶ A chest x-ray should be taken immediately after stabilisation of breathing and circulation to document aspiration and detect the presence of pneumothorax.
- ▶ Epinephrine (adrenalin) is not recommended for treatment of bronchospasm because of potential myocardial sensitisation to catecholamines. Inhaled cardioselective bronchodilators (e.g. Alupent, Salbutamol) are the preferred agents, with aminophylline a second choice.
- ▶ Lavage is indicated in patients who require decontamination; ensure use of cuffed endotracheal tube in adult patients. [Ellenhorn and Barceloux: Medical Toxicology]

For frost-bite caused by liquefied petroleum gas:

- ▶ If part has not thawed, place in warm water bath (41-46 C) for 15-20 minutes, until the skin turns pink or red.
- ▶ Analgesia may be necessary while thawing.
- ▶ If there has been a massive exposure, the general body temperature must be depressed, and the patient must be immediately rewarmed by whole-body immersion, in a bath at the above temperature.
- ▶ Shock may occur during rewarming.
- ▶ Administer tetanus toxoid booster after hospitalization.
- ▶ Prophylactic antibiotics may be useful.
- ▶ The patient may require anticoagulants and oxygen.

[Shell Australia 22/12/87]

For gas exposures:

BASIC TREATMENT

- ▶ Establish a patent airway with suction where necessary.
- ▶ Watch for signs of respiratory insufficiency and assist ventilation as necessary.
- ▶ Administer oxygen by non-rebreather mask at 10 to 15 l/min.
- ▶ Monitor and treat, where necessary, for pulmonary oedema.
- ▶ Monitor and treat, where necessary, for shock.
- ▶ Anticipate seizures.

ADVANCED TREATMENT

- ▶ Consider orotracheal or nasotracheal intubation for airway control in unconscious patient or where respiratory arrest has occurred.
- ▶ Positive-pressure ventilation using a bag-valve mask might be of use.
- ▶ Monitor and treat, where necessary, for arrhythmias.

- ▶ Start an IV D5W TKO. If signs of hypovolaemia are present use lactated Ringers solution. Fluid overload might create complications.
- ▶ Drug therapy should be considered for pulmonary oedema.
- ▶ Hypotension with signs of hypovolaemia requires the cautious administration of fluids. Fluid overload might create complications.
- ▶ Treat seizures with diazepam.
- ▶ Proparacaine hydrochloride should be used to assist eye irrigation.

BRONSTEIN, A.C. and CURRANCE, P.L.

EMERGENCY CARE FOR HAZARDOUS MATERIALS EXPOSURE: 2nd Ed. 1994

SECTION 5 FIREFIGHTING MEASURES

5.1. Extinguishing media

DO NOT EXTINGUISH BURNING GAS UNLESS LEAK CAN BE STOPPED SAFELY:

OTHERWISE: LEAVE GAS TO BURN.

FOR SMALL FIRE:

- ▶ Dry chemical, CO2 or water spray to extinguish gas (only if absolutely necessary and safe to do so).
- ▶ **DO NOT** use water jets.

FOR LARGE FIRE:

- ▶ Cool cylinder by direct flooding quantities of water onto upper surface until well after fire is out.

5.2. Special hazards arising from the substrate or mixture

Fire Incompatibility

- ▶ Avoid contamination with oxidising agents i.e. nitrates, oxidising acids, chlorine bleaches, pool chlorine etc. as ignition may result

5.3. Advice for firefighters

Fire Fighting

FOR FIRES INVOLVING MANY GAS CYLINDERS:

- ▶ To stop the flow of gas, specifically trained personnel may inert the atmosphere to reduce oxygen levels thus allowing the capping of leaking container(s).
- ▶ Reduce the rate of flow and inject an inert gas, if possible, before completely stopping the flow to prevent flashback.
- ▶ **DO NOT** extinguish the fire until the supply is shut off otherwise an explosive re-ignition may occur.
- ▶ If the fire is extinguished and the flow of gas continues, used increased ventilation to prevent build-up, of explosive atmosphere.

GENERAL

- ▶ Alert Fire Brigade and tell them location and nature of hazard.
- ▶ May be violently or explosively reactive.
- ▶ Wear breathing apparatus plus protective gloves.
- ▶ Consider evacuation
- ▶ Fight fire from a safe distance, with adequate cover.
- ▶ **HIGHLY FLAMMABLE:** will be easily ignited by heat, sparks or flames.
- ▶ Will form explosive mixtures with air
- ▶ Fire exposed containers may vent contents through pressure relief valves thereby increasing fire intensity and/ or vapour concentration.
- ▶ Vapours may travel to source of ignition and flash back.
- ▶ Containers may explode when heated - Ruptured cylinders may rocket
- ▶ Fire may produce irritating, poisonous or corrosive gases.

Fire/Explosion Hazard

Combustion products include; carbon monoxide (CO) carbon dioxide (CO2) other pyrolysis products typical of burning organic material
Contains low boiling substance: Closed containers may rupture due to pressure buildup under fire conditions.
 ▶ Vented gas is more dense than air and may collect in pits, basements.

SECTION 6 ACCIDENTAL RELEASE MEASURES

6.1. Personal precautions, protective equipment and emergency procedures

See section 8

6.2. Environmental precautions

See section 12

6.3. Methods and material for containment and cleaning up

Minor Spills

- ▶ Avoid breathing vapour and any contact with liquid or gas. Protective equipment including respirator should be used.
- ▶ **DO NOT** enter confined spaces where gas may have accumulated.
- ▶ Shut off all sources of possible ignition and increase ventilation.

Major Spills

- ▶ Clear area of all unprotected personnel and move upwind.
- ▶ Alert Emergency Authority and advise them of the location and nature of hazard.
- ▶ May be violently or explosively reactive.
- ▶ Wear full body clothing with breathing apparatus.
- ▶ Remove leaking cylinders to a safe place.
- ▶ Fit vent pipes. Release pressure under safe, controlled conditions
- ▶ Burn issuing gas at vent pipes.
- ▶ **DO NOT** exert excessive pressure on valve; **DO NOT** attempt to operate damaged valve.

6.4. Reference to other sections

Personal Protective Equipment advice is contained in Section 8 of the SDS.

SECTION 7 HANDLING AND STORAGE

7.1. Precautions for safe handling

Safe handling	<ul style="list-style-type: none">Containers, even those that have been emptied, may contain explosive vapours.Do NOT cut, drill, grind, weld or perform similar operations on or near containers.Electrostatic discharge may be generated during pumping - this may result in fire.Ensure electrical continuity by bonding and grounding (earthing) all equipment.Restrict line velocity during pumping in order to avoid generation of electrostatic discharge (≤ 1 m/sec until fill pipe submerged to twice its diameter, then ≤ 7 m/sec).Avoid splash filling.Consider use in closed pressurised systems, fitted with temperature, pressure and safety relief valves which are vented for safe dispersal.The tubing network design connecting gas cylinders to the delivery system should include appropriate pressure indicators and vacuum or suction lines.Fully-welded types of pressure gauges, where the bourdon tube sensing element is welded to the gauge body, are recommended.Before connecting gas cylinders, ensure manifold is mechanically secure and does not contain another gas.Avoid generation of static electricity. Earth all lines and equipment.DO NOT transfer gas from one cylinder to another.
	Fire and explosion protection
	See section 5
Other information	<ul style="list-style-type: none">Store in an upright position.Outside or detached storage is preferred.Cylinders should be stored in a purpose-built compound with good ventilation, preferably in the open.Such compounds should be sited and built in accordance with statutory requirements.The storage compound should be kept clear and access restricted to authorised personnel only.Cylinders stored in the open should be protected against rust and extremes of weather.

7.2. Conditions for safe storage, including any incompatibilities

Suitable container	<ul style="list-style-type: none">Cylinder:Ensure the use of equipment rated for cylinder pressure.Ensure the use of compatible materials of construction.Valve protection cap to be in place until cylinder is secured, connected.Cylinder must be properly secured either in use or in storage.
	Butane/ isobutane
	<ul style="list-style-type: none">reacts violently with strong oxidisersreacts with acetylene, halogens and nitrous oxidesis incompatible with chlorine dioxide, conc. nitric acid and some plasticsmay generate electrostatic charges, due to low conductivity, in flow or when agitated - these may ignite the vapour.
Storage incompatibility	Segregate from nickel carbonyl in the presence of oxygen, heat (20-40 C)
	<ul style="list-style-type: none">Avoid reaction with oxidising agents

7.3. Specific end use(s)

See section 1.2

SECTION 8 EXPOSURE CONTROLS / PERSONAL PROTECTION

8.1. Control parameters

DERIVED NO EFFECT LEVEL (DNEL)

Not Available

PREDICTED NO EFFECT LEVEL (PNEC)

Not Available

OCCUPATIONAL EXPOSURE LIMITS (OEL)

INGREDIENT DATA

Source	Ingredient	Material name	TWA	STEL	Peak	Notes
Not Available	Not Available	Not Available	Not Available	Not Available	Not Available	Not Available

EMERGENCY LIMITS

Ingredient	Material name	TEEL-1	TEEL-2	TEEL-3
R600a (Isobutane)	Methylpropane, 2-; (Isobutane)	800 ppm	800 ppm	4000 ppm
Ingredient	Original IDLH	Revised IDLH		
R600a (Isobutane)	Not Available	Not Available		

8.2. Exposure controls

8.2.1. Appropriate engineering controls	Engineering controls are used to remove a hazard or place a barrier between the worker and the hazard. Well-designed engineering controls can be highly effective in protecting workers and will typically be independent of worker interactions to provide this high level of protection.
---	--

The basic types of engineering controls are:

Process controls which involve changing the way a job activity or process is done to reduce the risk.

Enclosure and/or isolation of emission source which keeps a selected hazard "physically" away from the worker and ventilation that strategically "adds" and "removes" air in the work environment.



8.2.2. Personal protection

Eye and face protection

- ▶ Chemical goggles.
- ▶ Full face shield may be required for supplementary but never for primary protection of eyes.
- ▶ Contact lenses may pose a special hazard; soft contact lenses may absorb and concentrate irritants. A written policy document, describing the wearing of lenses or restrictions on use, should be created for each workplace or task.

Skin protection

See Hand protection below

Hands/feet protection

- ▶ When handling sealed and suitably insulated cylinders wear cloth or leather gloves.
 - ▶ Insulated gloves:
- NOTE: Insulated gloves should be loose fitting so that may be removed quickly if liquid is spilled upon them. Insulated gloves are not made to permit hands to be placed in the liquid; they provide only short-term protection from accidental contact with the liquid.
|For contact with liquid wear full thermal protective clothing.

Body protection

See Other protection below

Other protection

- ▶ The clothing worn by process operators insulated from earth may develop static charges far higher (up to 100 times) than the minimum ignition energies for various flammable gas-air mixtures. This holds true for a wide range of clothing materials including cotton.
 - ▶ Avoid dangerous levels of charge by ensuring a low resistivity of the surface material worn outermost.
- BRETHERRICK: Handbook of Reactive Chemical Hazards.
- ▶ Protective overalls, closely fitted at neck and wrist.
 - ▶ Eye-wash unit.
- IN CONFINED SPACES:**
- ▶ Non-sparking protective boots
 - ▶ Static-free clothing.
 - ▶ Ensure availability of lifeline.
- Some plastic personal protective equipment (PPE) (e.g. gloves, aprons, overshoes) are not recommended as they may produce static electricity.
For large scale or continuous use wear tight-weave non-static clothing (no metallic fasteners, cuffs or pockets).
Non sparking safety or conductive footwear should be considered. Conductive footwear describes a boot or shoe with a sole made from a conductive compound chemically bound to the bottom components, for permanent control to electrically ground the foot and shall dissipate static electricity from the body to reduce the possibility of ignition of volatile compounds.

Thermal hazards

Not Available

8.2.3. Environmental exposure controls

See section 12

SECTION 9 PHYSICAL AND CHEMICAL PROPERTIES

9.1. Information on basic physical and chemical properties

Appearance

Packed as liquid under pressure and remains liquid only under pressure. Sudden release of pressure or leakage may result in rapid vapourisation with generation of a large volume of highly flammable / explosive gas.
|Colourless liquified gas; odourless or slight gasoline-like odour. Contains small amounts of n-butane and propane. Liquid viscosity @ 30 deg C 0.14 (cSt) Very stable, does not react with metals or water. Forms a dense vapour cloud at standard atmospheric conditions. |Conversion factor: 1 ppm = 2.38 mg/m3 @ 25 degrees C. |Iso-butane containing >=0.1% butadiene is a potential carcinogen.

Physical state

Liquified Gas

Relative density (Water = 1)

0.557 @ 20 C

Odour

Not Available

Partition coefficient n-octanol / water

Not Available

Odour threshold

Not Available

Auto-ignition temperature (°C)

462 (365)

pH (as supplied)

Not Applicable

Decomposition temperature

Not Available

Melting point / freezing point (°C)

-159.4

Viscosity (cSt)

Not Applicable

Initial boiling point and boiling range (°C)

-11.7

Molecular weight (g/mol)

58.12

Flash point (°C)

-82.8

Taste

Not Available

Evaporation rate

Not Applicable

Explosive properties

Not Available

Flammability

HIGHLY FLAMMABLE.

Oxidising properties

Not Available

Upper Explosive Limit (%)

8.4

Surface Tension (dyn/cm or mN/m)

Not Available

Lower Explosive Limit (%)

1.8

Volatile Component (%vol)

100

Vapour pressure (kPa)

310 @ 21.1 C

Gas group

Not Available

Solubility in water (g/L)	Immiscible	pH as a solution (1%)	Not Applicable
Vapour density (Air = 1)	2.06	VOC g/L	Not Available

9.2. Other information

Not Available

SECTION 10 STABILITY AND REACTIVITY

10.1.Reactivity	See section 7.2
10.2.Chemical stability	<ul style="list-style-type: none"> ▶ Unstable in the presence of incompatible materials. ▶ Product is considered stable. ▶ Hazardous polymerisation will not occur.
10.3. Possibility of hazardous reactions	See section 7.2
10.4. Conditions to avoid	See section 7.2
10.5. Incompatible materials	See section 7.2
10.6. Hazardous decomposition products	See section 5.3

SECTION 11 TOXICOLOGICAL INFORMATION

11.1. Information on toxicological effects

Inhaled	<p>Inhalation of vapours may cause drowsiness and dizziness. This may be accompanied by sleepiness, reduced alertness, loss of reflexes, lack of co-ordination, and vertigo.</p> <p>Inhalation of vapours or aerosols (mists, fumes), generated by the material during the course of normal handling, may be damaging to the health of the individual.</p> <p>There is some evidence to suggest that the material can cause respiratory irritation in some persons. The body's response to such irritation can cause further lung damage.</p> <p>Isobutane produces a dose dependent action and at high concentrations may cause numbness, suffocation, exhilaration, dizziness, headache, nausea, confusion, incoordination and unconsciousness in severe cases.</p> <p>The paraffin gases are practically not harmful at low doses. Higher doses may produce reversible brain and nerve depression and irritation.</p> <p>Inhalation of high concentrations of gas/vapour causes lung irritation with coughing and nausea, central nervous depression with headache and dizziness, slowing of reflexes, fatigue and inco-ordination.</p> <p>Central nervous system (CNS) depression may include general discomfort, symptoms of giddiness, headache, dizziness, nausea, anaesthetic effects, slowed reaction time, slurred speech and may progress to unconsciousness. Serious poisonings may result in respiratory depression and may be fatal.</p> <p>Nerve damage can be caused by some non-ring hydrocarbons. Symptoms are temporary, and include weakness, tremors, increased saliva, some convulsions, excessive tears with discolouration and inco-ordination lasting up to 24 hours.</p>	
Ingestion	<p>Material is highly volatile and may quickly form a concentrated atmosphere in confined or unventilated areas. The vapour may displace and replace air in breathing zone, acting as a simple asphyxiant. This may happen with little warning of overexposure.</p> <p>Symptoms of asphyxia (suffocation) may include headache, dizziness, shortness of breath, muscular weakness, drowsiness and ringing in the ears. If the asphyxia is allowed to progress, there may be nausea and vomiting, further physical weakness and unconsciousness and, finally, convulsions, coma and death.</p> <p>Exposure to hydrocarbons may result in irregularity of heart beat. Symptoms of moderate poisoning may include dizziness, headache, nausea.</p>	
Skin Contact	<p>Considered an unlikely route of entry in commercial/industrial environments (Not normally a risk due to extreme volatility of liquid).</p> <p>The material is not thought to produce adverse health effects or skin irritation following contact (as classified by EC Directives using animal models). Nevertheless, good hygiene practice requires that exposure be kept to a minimum and that suitable gloves be used in an occupational setting.</p> <p>Repeated exposure may cause skin cracking, flaking or drying following normal handling and use.</p> <p>Open cuts, abraded or irritated skin should not be exposed to this material</p> <p>Entry into the blood-stream, through, for example, cuts, abrasions or lesions, may produce systemic injury with harmful effects. Examine the skin prior to the use of the material and ensure that any external damage is suitably protected.</p> <p>Vapourising liquid causes rapid cooling and contact may cause cold burns, frostbite, even through normal gloves. Frozen skin tissues are painless and appear waxy and yellow. Signs and symptoms of frost-bite may include "pins and needles", paleness followed by numbness, a hardening or stiffening of the skin, a progression of colour changes in the affected area, (first white, then mottled and blue and eventually black; on recovery, red, hot, painful and blistered).</p>	
Eye	<p>Although the material is not thought to be an irritant (as classified by EC Directives), direct contact with the eye may produce transient discomfort characterised by tearing or conjunctival redness (as with windburn).</p> <p>Not considered to be a risk because of the extreme volatility of the gas.</p>	
Chronic	<p>Substance accumulation, in the human body, may occur and may cause some concern following repeated or long-term occupational exposure.</p> <p>Principal route of occupational exposure to the gas is by inhalation.</p> <p>Constant or exposure over long periods to mixed hydrocarbons may produce stupor with dizziness, weakness and visual disturbance, weight loss and anaemia, and reduced liver and kidney function. Skin exposure may result in drying and cracking and redness of the skin.</p>	
R600a (Isobutane)	<p>TOXICITY</p> <p>Inhalation (rat) LC50: 658 mg/L/4H^[2]</p>	<p>IRRITATION</p> <p>Not Available</p>

Legend: 1. Value obtained from Europe ECHA Registered Substances - Acute toxicity 2. * Value obtained from manufacturer's SDS. Unless otherwise specified data extracted from RTECS - Register of Toxic Effect of chemical Substances

Acute Toxicity	✗	Carcinogenicity	⊖
Skin Irritation/Corrosion	⊖	Reproductivity	⊖
Serious Eye Damage/Irritation	⊖	STOT - Single Exposure	⊖
Respiratory or Skin sensitisation	⊖	STOT - Repeated Exposure	⊖
Mutagenicity	⊖	Aspiration Hazard	⊖

Legend: ✗ - Data available but does not fill the criteria for classification
 ✓ - Data required to make classification available
 ⊖ - Data Not Available to make classification

SECTION 12 ECOLOGICAL INFORMATION

12.1. Toxicity

Ingredient	Endpoint	Test Duration (hr)	Species	Value	Source
R600a (Isobutane)	EC50	384	Crustacea	1.617mg/L	3
R600a (Isobutane)	LC50	96	Fish	6.706mg/L	3
R600a (Isobutane)	EC50	96	Algae or other aquatic plants	7.71mg/L	2

Extracted from 1. IUCLID Toxicity Data 2. Europe ECHA Registered Substances - Ecotoxicological Information - Aquatic Toxicity 3. EPIWIN Suite V3.12 - Aquatic Toxicity Data (Estimated) 4. US EPA, Ecotox database - Aquatic Toxicity Data 5. ECETOC Aquatic Hazard Assessment Data 6. NITE (Japan) - Bioconcentration Data 7. METI (Japan) - Bioconcentration Data 8. Vendor Data

Legend:

For Isobutene (Refrigerant Gas): Koc: 35, (estimated); Henry's Law Constant: 4.08 atm-cu m/mole; Vapor Pressure: 2611 mm Hg @ 25 deg C; BCF: 74, (estimated).
 Atmospheric Fate: Isobutane is a gas at ordinary temperatures. The substance is highly flammable and explosive. It is degraded in the atmosphere by reactions with hydroxyl radicals; the half-life for this reaction in air is 6.9 days.
DO NOT discharge into sewer or waterways.

12.2. Persistence and degradability

Ingredient	Persistence: Water/Soil	Persistence: Air
R600a (Isobutane)	HIGH	HIGH

12.3. Bioaccumulative potential

Ingredient	Bioaccumulation
R600a (Isobutane)	LOW (BCF = 1.97)

12.4. Mobility in soil

Ingredient	Mobility
R600a (Isobutane)	LOW (KOC = 35.04)

12.5. Results of PBT and vPvB assessment

	P	B	T
Relevant available data	Not Available	Not Available	Not Available
PBT Criteria fulfilled?	Not Available	Not Available	Not Available

12.6. Other adverse effects

No data available

SECTION 13 DISPOSAL CONSIDERATIONS

13.1. Waste treatment methods

Product / Packaging disposal	<ul style="list-style-type: none"> Evaporate or incinerate residue at an approved site. Return empty containers to supplier. Ensure damaged or non-returnable cylinders are gas-free before disposal.
Waste treatment options	Not Available
Sewage disposal options	Not Available

SECTION 14 TRANSPORT INFORMATION

Labels Required



Marine Pollutant NO
HAZCHEM Not Applicable

Land transport (ADR)

14.1. UN number 1969
14.2. Packing group Not Applicable
14.3. UN proper shipping name ISOBUTANE
14.4. Environmental hazard Not Applicable
14.5. Transport hazard class(es)
Class 2.1
Subrisk Not Applicable
Hazard identification (Kemler) 23
Classification code 2F
Hazard Label 2.1
Special provisions 657 660 662
Limited quantity 0

Air transport (ICAO-IATA / DGR)

14.1. UN number 1969
14.2. Packing group Not Applicable
14.3. UN proper shipping name Isobutane
14.4. Environmental hazard Not Applicable
14.5. Transport hazard class(es)
ICAO/IATA Class 2.1
ICAO / IATA Subrisk Not Applicable
ERG Code 10L
Special provisions A1
Cargo Only Packing Instructions 200
Cargo Only Maximum Qty / Pack 150 kg
14.6. Special precautions for user
Passenger and Cargo Packing Instructions Forbidden
Passenger and Cargo Maximum Qty / Pack Forbidden
Passenger and Cargo Limited Quantity Packing Instructions Forbidden
Passenger and Cargo Limited Maximum Qty / Pack Forbidden

Sea transport (IMDG-Code / GGVSee)

14.1. UN number 1969
14.2. Packing group Not Applicable
14.3. UN proper shipping name ISOBUTANE
14.4. Environmental hazard Not Applicable
14.5. Transport hazard class(es)
IMDG Class 2.1
IMDG Subrisk Not Applicable
EMS Number F-D, S-U
14.6. Special precautions for user
Special provisions Not Applicable
Limited Quantities 0

Inland waterways transport (ADN)

14.1. UN number	1969
14.2. Packing group	Not Applicable
14.3. UN proper shipping name	ISOBUTANE
14.4. Environmental hazard	Not Applicable
14.5. Transport hazard class(es)	2.1 Not Applicable
14.6. Special precautions for user	Classification code 2F
	Special provisions 657; 660; 662
	Limited quantity 0
	Equipment required PP, EX, A
	Fire cones number 1

Transport in bulk according to Annex II of MARPOL and the IBC code

Not Applicable

SECTION 15 REGULATORY INFORMATION**15.1. Safety, health and environmental regulations / legislation specific for the substance or mixture****R600A (ISOBUTANE)(75-28-5.) IS FOUND ON THE FOLLOWING REGULATORY LISTS**

EU REACH Regulation (EC) No 1907/2006 - Annex XVII - Restrictions on the manufacture, placing on the market and use of certain dangerous substances, mixtures and articles

EU REACH Regulation (EC) No 1907/2006 - Annex XVII (Appendix 1) Carcinogens: category 1A (Table 3.1)/category 1 (Table 3.2)

EU REACH Regulation (EC) No 1907/2006 - Annex XVII (Appendix 4) Mutagens: category 1B (Table 3.1)/category 2 (Table 3.2)

European Customs Inventory of Chemical Substances ECICS (English)

European Trade Union Confederation (ETUC) Priority List for REACH Authorisation

European Union - European Inventory of Existing Commercial Chemical Substances (EINECS) (English)

European Union (EU) Annex I to Directive 67/548/EEC on Classification and Labelling of Dangerous Substances - updated by ATP: 31

European Union (EU) Annex I to Directive 67/548/EEC on Classification and Labelling of Dangerous Substances (updated by ATP: 31) - Carcinogenic Substances

European Union (EU) Annex I to Directive 67/548/EEC on Classification and Labelling of Dangerous Substances (updated by ATP: 31) - Mutagenic Substances

European Union (EU) Regulation (EC) No 1272/2008 on Classification, Labelling and Packaging of Substances and Mixtures - Annex VI

International Air Transport Association (IATA) Dangerous Goods Regulations - Prohibited List Passenger and Cargo Aircraft

This safety data sheet is in compliance with the following EU legislation and its adaptations - as far as applicable - : 67/548/EEC, 1999/45/EC, 98/24/EC, 92/85/EC, 94/33/EC, 91/689/EEC, 1999/13/EC, Commission Regulation (EU) 2015/830, Regulation (EC) No 1272/2008 and their amendments as well as the following British legislation: - The Control of Substances Hazardous to Health Regulations (COSHH) 2002 - COSHH Essentials - The Management of Health and Safety at Work Regulations 1999

15.2. Chemical safety assessment

For further information please look at the Chemical Safety Assessment and Exposure Scenarios prepared by your Supply Chain if available.

ECHA SUMMARY

Ingredient	CAS number	Index No	ECHA Dossier
R600a (Isobutane)	75-28-5.	601-004-00-0, 601-004-01-8	01-2119485395-27-XXXX

Harmonisation (C&L Inventory)	Hazard Class and Category Code(s)	Pictograms Signal Word Code(s)	Hazard Statement Code(s)
1	Flam. Gas 1	GHS02, GHS04, Dgr	H220
2	Flam. Gas 1, Liq. Gas, Muta. 1B, Carc. 1A, Press. Gas., STOT SE 3, Flam. Gas 2, STOT SE 1	GHS04, Dgr, GHS08, GHS01, Wng	H220, H280, H340, H350, H336, H370, H223
1	Flam. Gas 1	GHS02, GHS04, Dgr	H220
2	Flam. Gas 1, Liq. Gas, Muta. 1B, Carc. 1A, Press. Gas., STOT SE 3, Flam. Gas 2, STOT SE 1	GHS04, Dgr, GHS08, GHS01, Wng	H220, H280, H340, H350, H336, H370, H223

Harmonisation Code 1 = The most prevalent classification. Harmonisation Code 2 = The most severe classification.

National Inventory	Status
Australia - AICS	Y
Canada - DSL	Y
Canada - NDSL	N (R600a (Isobutane))
China - IECSC	Y
Europe - EINEC / ELINCS / NLP	Y
Japan - ENCS	Y

Korea - KECI	Y
New Zealand - NZIoC	Y
Philippines - PICCS	Y
USA - TSCA	Y

Legend: Y = All ingredients are on the inventory
N = Not determined or one or more ingredients are not on the inventory and are not exempt from listing(see specific ingredients in brackets)

SECTION 16 OTHER INFORMATION

Full text Risk and Hazard codes

H223	Flammable aerosol.
H336	May cause drowsiness or dizziness.
H340	May cause genetic defects.
H350	May cause cancer.
H370	Causes damage to organs.

Other information

DSD / DPD label elements



Relevant risk statements are found in section 2.1

Indication(s) of danger | F+

SAFETY ADVICE

S02	Keep out of reach of children.
S03	Keep in a cool place.
S09	Keep container in a well ventilated place.
S15	Keep away from heat.
S16	Keep away from sources of ignition. No smoking.
S33	Take precautionary measures against static discharges.
S35	This material and its container must be disposed of in a safe way.
S41	In case of fire and/or explosion, DO NOT BREATHE FUMES.
S43	In case of fire use the extinguishing media detailed in section 5 of this SDS.
S51	Use only in well ventilated areas.
S56	Dispose of this material and its container at hazardous or special waste collection point.

The SDS is a Hazard Communication tool and should be used to assist in the Risk Assessment. Many factors determine whether the reported Hazards are Risks in the workplace or other settings. Risks may be determined by reference to Exposures Scenarios. Scale of use, frequency of use and current or available engineering controls must be considered.

For detailed advice on Personal Protective Equipment, refer to the following EU CEN Standards:

EN 166 Personal eye-protection
EN 340 Protective clothing
EN 374 Protective gloves against chemicals and micro-organisms
EN 13832 Footwear protecting against chemicals
EN 133 Respiratory protective devices

Definitions and abbreviations

PC—TWA: Permissible Concentration-Time Weighted Average
PC—STEL: Permissible Concentration-Short Term Exposure Limit
IARC: International Agency for Research on Cancer
ACGIH: American Conference of Governmental Industrial Hygienists
STEL: Short Term Exposure Limit
TEEL: Temporary Emergency Exposure Limit.
IDLH: Immediately Dangerous to Life or Health Concentrations
OSF: Odour Safety Factor
NOAEL :No Observed Adverse Effect Level
LOAEL: Lowest Observed Adverse Effect Level
TLV: Threshold Limit Value
LOD: Limit Of Detection
OTV: Odour Threshold Value
BCF: BioConcentration Factors
BEI: Biological Exposure Index

XIAMEN JUDA TRADING CO.,LTD

Material Safety Data Sheet

R600A (ISOBUTANE) Safety Data Sheet (Conforms to Regulation (EC) No 2015/830)

Current Issue Date: April, 2016

SECTION 1 IDENTIFICATION OF THE SUBSTANCE / MIXTURE AND OF THE COMPANY / UNDERTAKING

1.1. Product Identifier

Product name	R600A (ISOBUTANE)
Chemical Name	iso-butane
Synonyms	(CH ₃) ₂ -CH-CH ₃ , 1,1-dimethylethane, 2-methyl-propane, 2-methylpropane, C ₄ -H ₁₀ , R600a, butane iso-, i-butane, isobutane, propane, 2-methyl-, trimethylmethane
Proper shipping name	ISOBUTANE
Chemical formula	C ₄ H ₁₀
Other means of identification	Not Available
CAS number	75-28-5.
EC number	200-857-2
Index number	601-004-00-0, 601-004-01-8
REACH registration number	01-2119485395-27-XXXX

1.2. Relevant identified uses of the substance or mixture and uses advised against

Relevant identified uses	The use of a quantity of material in an unventilated or confined space may result in increased exposure and an irritating atmosphere developing. Before starting consider control of exposure by mechanical ventilation. Refrigerant; motor fuel; aerosol propellant; organic synthesis; synthetic rubber; instrument calibration fluid; ingredient in LPG (liquified petroleum gas). [~Intermediate ~]
Uses advised against	Not Applicable

1.3. Details of the supplier of the safety data sheet

Registered company name	Xiamen Juda Trading Co., Ltd
Address	Room 1515, Xingjing Center, Jiahe Road, Xiamen, China
Telephone	86-592-5858972
Fax	86-592-5852511
Website	www.xiamenjuda.com
Email	sales@xmjuda.com





1.4. Emergency telephone number

Association / Organisation	Not Available
Emergency telephone numbers	86-592-5803997
Other emergency telephone numbers	Not Available

SECTION 2 HAZARDS IDENTIFICATION

2.1. Classification of the substance or mixture

Considered a dangerous substance according to Reg. (EC) No 1272/2008 and its amendments. Classified as Dangerous Goods for transport purposes.

	Min	Max	
Flammability	4		
Toxicity	1		
Body Contact	1		
Reactivity	1		
Chronic	0		

0 = Minimum
1 = Low
2 = Moderate
3 = High
4 = Extreme

0 = Minimum
1 = Low
2 = Moderate
3 = High
4 = Extreme

DSD classification ^[1]

- R12 Extremely flammable.
R44 Risk of explosion if heated under confinement.

Legend:

Classification drawn from EC Directive 67/548/EEC - Annex I ; Classification drawn from EC Directive 1272/2008 - Annex VI

DPD classification

In case of substances classification has been prepared by following DSD (Directive 67/548/EEC) and CLP Regulation (EC) No 1272/2008 regulations

Classification according to regulation (EC) No 1272/2008 [CLP] ^[1]

Flammable Gas Category 1, Gas under Pressure (Liquefied gas)

Legend:

Classification drawn from EC Directive 67/548/EEC - Annex I; Classification drawn from EC Directive 1272/2008 - Annex VI

2.2. Label elements

CLP label elements



SIGNAL WORD

DANGER

Hazard statement(s)

- H220 Extremely flammable gas.
H280 Contains gas under pressure; may explode if heated.

Supplementary statement(s)

- EUH044 Risk of explosion if heated under confinement.

Precautionary statement(s) Prevention

- P210 Keep away from heat/sparks/open flames/hot surfaces. No smoking.

Precautionary statement(s) Response

- P377 Leaking gas fire: Do not extinguish, unless leak can be stopped safely.
P381 Eliminate all ignition sources if safe to do so.

Precautionary statement(s) Storage

- P410+P403 Protect from sunlight. Store in a well-ventilated place.

Precautionary statement(s) Disposal

Not Applicable

2.3. Other hazards

Inhalation may produce health damage*.

Cumulative effects may result following exposure*.

May produce discomfort of the respiratory system*.

Repeated exposure potentially causes skin dryness and cracking*.

Vapours potentially cause drowsiness and dizziness*.

REACH - Art.57-59: The mixture does not contain Substances of Very High Concern (SVHC) at the SDS print date.

SECTION 3 COMPOSITION / INFORMATION ON INGREDIENTS

3.1.Substances

1.75-28-5.

2.200-857-2

3.601-004-00-0, 601-004-01-8

4.01-2119485395-27-XXXX